



PRODUCT SPECIFICATIONS

TC2 and TC2/XP Plus

PIPEWALL SENSING THERMOSTATS WITH LIMITERS

APPLICATION

The TC2 and TC2/XP Plus, equipped with two adjustable control thermostats, are designed for heat tracing applications where a high temperature limiter is required. The first thermostatic switch energises the heater below the controller setpoint; the second switch de-energises the heater if the temperature sensed exceeds the limiter setpoint.

The TC2 is designed to be wall-mounted (or pipe-mounted using Thermon's XP-1 stainless steel mounting bracket ¹) and has a PVC coated galvanised steel flexible capillary armoured complete with capillary gland and insulation entry device. The TC2/XP Plus includes an expediter to facilitate attaching the thermostat directly on the pipe ² and permits one heating cable to enter and be connected within the enclosure.

Indicating lamps for power-on and heater-on are visible through a transparent cover. Both thermostats utilise nonmetallic enclosures suitable for harsh industrial environments to provide watertight and dusttight protection (per IP65). External hardware is stainless steel.


The TC2 and TC2/XP Plus meet the requirements for use in nonhazardous locations.

RATINGS/SPECIFICATIONS

Voltage rating 400 Vac
 Switch rating
 230 Vac 16 A (Ohmic, NC contact)
 400 Vac 10 A (Ohmic, NC contact)
 Switch type SPDT
 Operating ambient temperature -30° to +55° C
 Electrical connection ³ terminal block ⁴
 Bulb material stainless steel
 Capillary length 1 m
 Approximate weight 1.5 kg


Notes

1. Refer to Form TEP0057U for additional accessories.
2. TC2-1-300/xxx and the TC2-1-XXX/300 is not available with an XP Plus expediter.
3. Both thermostats are shipped with an M25-PWR-IND power gland and an M25-B-IND blind plug that can be replaced with an M25 gland to permit power or heating cable connection.
4. Terminal block consists of four 4-mm² line/load terminals and one 4-mm PE terminal.

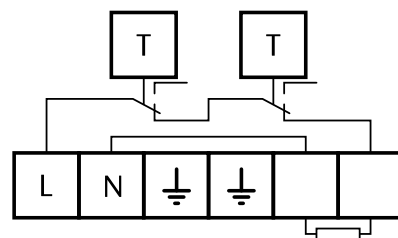


Product Type	Adj. Range °C	Max. On/Off Diff. °C	Max. Bulb Temp. °C	Bulb Size mm
Controller				
TC2-1-40/XXX	0-40	±4	130	6 x 140
TC2-1-120/XXX	20-120	±4	145	6 x 140
TC2-1-300/XXX	50-300	±10	320	4 x 165
Limiter				
TC2-1-XXX/120	20-120	±4	145	6 x 140
TC2-1-XXX/300	50-300	±10	320	4 x 165

CERTIFICATION/APPROVAL



TYPICAL WIRING DIAGRAM



THERMON The Heat Tracing Specialists®

Sova Trading B.V. • Buitendijks 37 • 3356 LX Papendrecht • The Netherlands
 Phone: +31 (0) 85 40 11 880 • Email: sales@sovatrading.com • www.sovatrading.com